
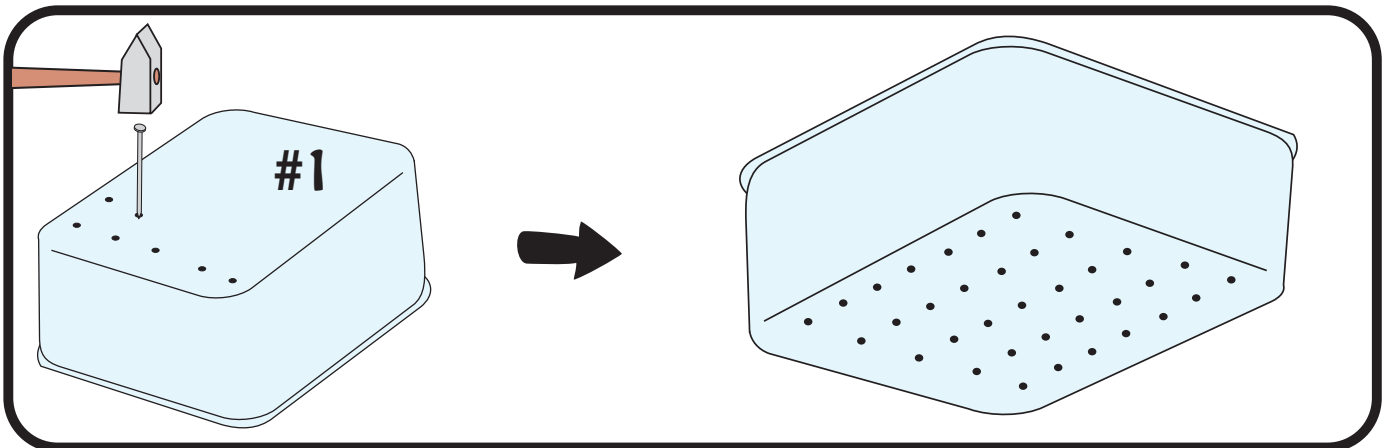
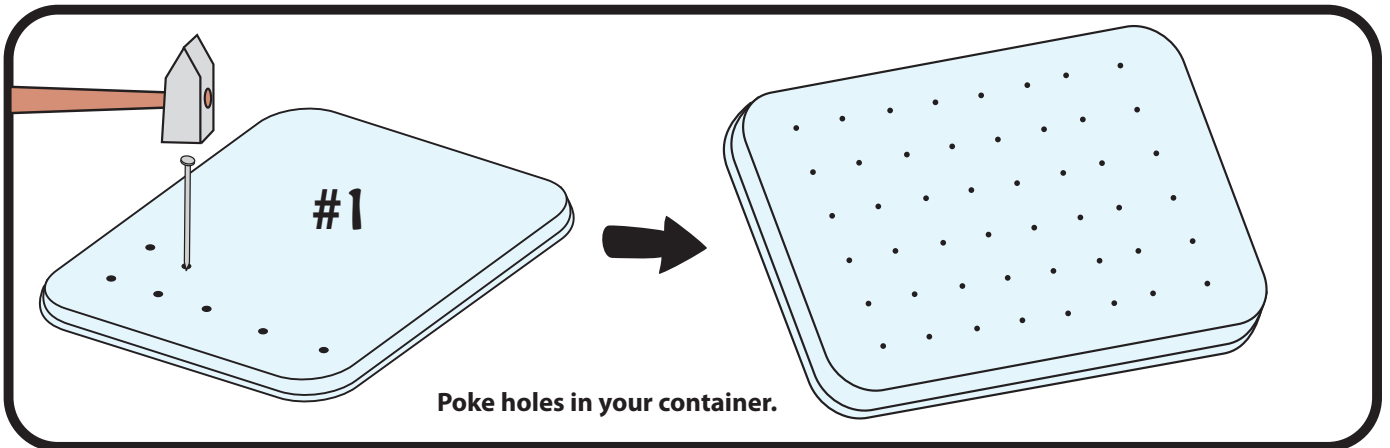

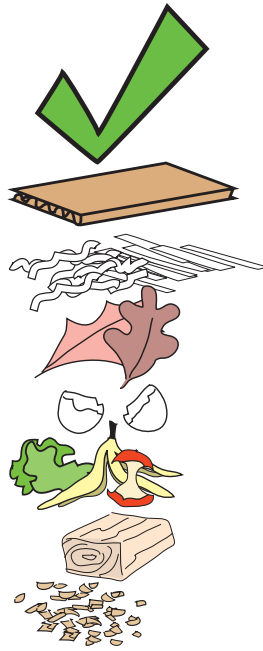



How do I make a worm compost container?

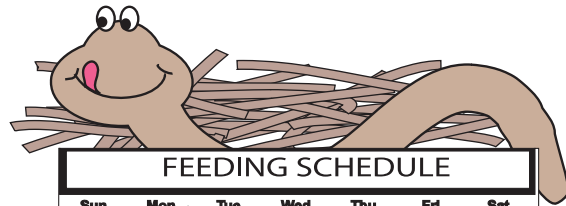
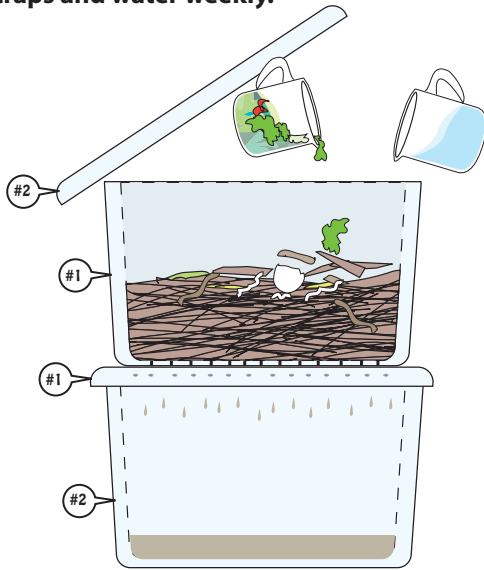
Growing GREAT
INSPIRING HEALTHY EATING





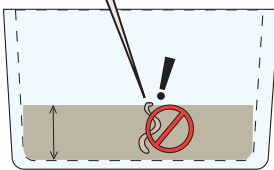
Add water and stack containers.



Add food scraps and water weekly.




FEEDING SCHEDULE						
Sun	Mon	Tue	Wed	Thu	Fri	Sat
	1 ✓	2 ✓	3	4	5	6
7	8 ✓	9 ✓	10	11	12	13
14	15 ✓	16 ✓	17	18	19	20
21	22 ✓	23 ✓	24	25	26	27
28	29 ✓	30 ✓	31			



+

=



Empty the bottom container.
Combine with water and use to fertilize plants!

Concept by Meghan Nealon
Illustrated by Dennis Smith

This activity was created through a Polar STEAM partnership between Yoko Kugo and Michael Koskey (research team), GrowingGreat, and the Anaktuvuk Pass community.



© 2024 GrowingGreat